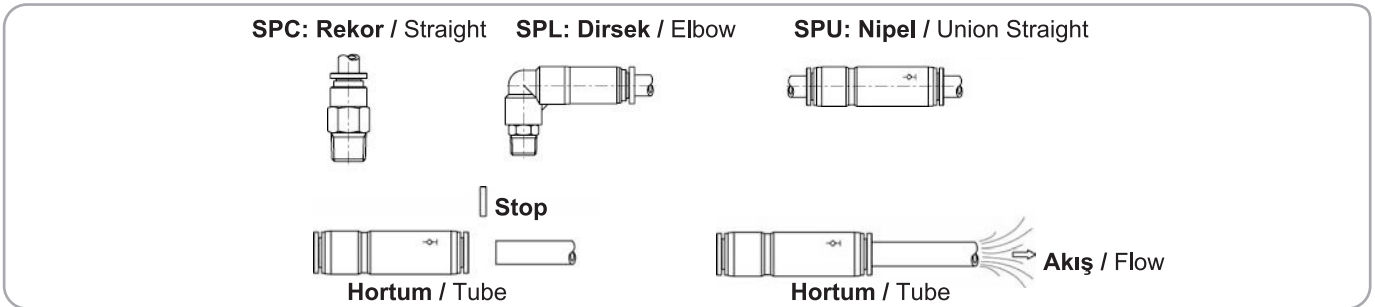


Stop Bağlantı Elemanları / Stop Fitting

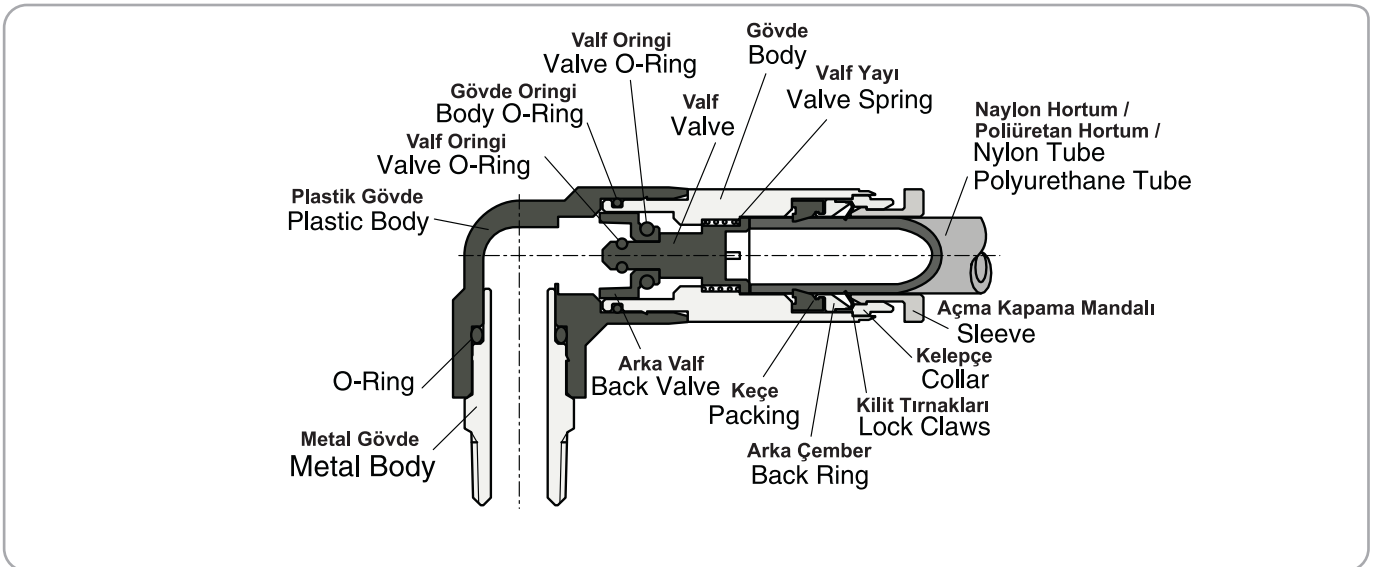
Teknik Özellikler / Technical Specification

Akışkan / Fluid	Hava (Diğer gazlar ve sıvılarda kullanılmaz) / Air (No other gases or liquids)
Çalışma Basıncı / Operating Pressure	0 ~ 9 bar / 0 ~ 0.9 MPa / 0 ~ 150 Psi
Sıcaklık / Temperature (C°)	0 ~ 60
Kullanılacak Hortum / Applicable Tube	Poliüretan ve Naylon / Polyurathane and Nylon

Kontrol Yöntemi / Control Method



Yapısal Diyagram / Structural Diagram



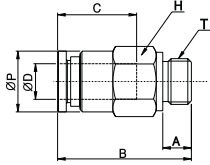
Sipariş Kodu / Ordering Code

SPC	06	G01
Tip / Type	Hortum Çapı (ØD) / Tube Dia	Diş Ölçüsü (T) / Thread Size
Stop Bağlantı Elemanları Stop Joint	04: Ø4	M5: M5 x 0.8
	06: Ø6	M6: M6 x 1.0
	08: Ø8	G01: 1/8"
	010: Ø10	G02: 1/4"
	012: Ø12	G03: 3/8"
		G04: 1/2"

SPC - Stop Rekor / Stop Connector



Teknik Çizim / Technical Drawing



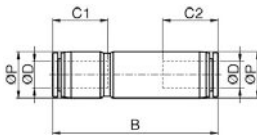
Ölçü Tablosu / Dimension Chart

MODEL	ØD	R	H	C	ØP	B	A	Ağırlık (g) Weight (g)	Adet/Kutu Qty / Box
SPC 04-01	4	G1/8	14	16	10	26.6	6	10.5	100
SPC 06-01	6	G1/8	14	17	12	26.9	6	12.7	100
SPC 06-02		G1/4	17	17	13	29.4	8	21.3	50
SPC 08-01	8	G1/8	17	18.5	14	31.8	8	24	50
SPC 08-02		G1/4	17	18.5	14	33.8	8	20.4	50
SPC 08-03		G3/8	21	18.5	17	33.8	10	38.7	50
SPC 10-02	10	G1/4	17	21	17	37.3	8	29.4	50
SPC 10-03		G3/8	21	21	17	38.3	10	34.3	50
SPC 10-04		G1/2	24	21	18	38.3	12	61	50
SPC 12-03	12	G3/8	21	22	20.2	46	10	58.8	25
SPC 12-04		G1/2	24	22	20.2	49	12	66.9	25

SPU - Stop Nipel / Stop Nipple



Teknik Çizim / Technical Drawing



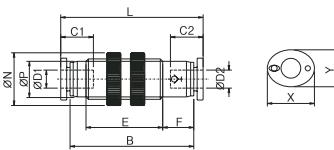
Ölçü Tablosu / Dimension Chart

MODEL	ØD	C1	C2	ØP	B	Ağırlık (g) Weight (g)	Adet/Kutu Qty / Box
SPU 04	4	16	16	10	42.9	6.6	50
SPU 06	6	17	17	12.4	46.9	8.2	50
SPU 08	8	18.5	18.5	14.4	52.6	12.7	50
SPU 10	10	21	21	17.6	59.2	22.9	50
SPU 12	12	22	22	21.2	71.8	36.8	25

SPUM - Stop Perde Geçiş Nipel / Stop Bulk Head Nipple



Teknik Çizim / Technical Drawing



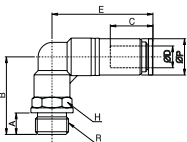
Ölçü Tablosu / Dimension Chart

MODEL	ØD1	ØD2	ØP	C1	C2	F	B	L	ØN	X	Y	Ağırlık (g) Weight (g)	Adet/Kutu Qty / Box
SPUM 04	4	4	10.4	16	16	9.4	37.4	43.2	17	10	12	7.4	50
SPUM 06	6	6	12.4	17	17	9.9	41.5	47.7	20.5	12	14	9.9	50
SPUM 08	8	8	14.4	18.5	18.5	10.6	47.2	53.4	23	14	16	15.9	50
SPUM 10	10	10	17.6	21	21	11.3	52.9	59.9	29	17	19	27.7	50
SPUM 12	12	12	21.2	22	22	10.5	63.3	70.9	32	21	23	35.5	25

SPL - Stop Dirsek / Stop Swivel Elbow



Teknik Çizim / Technical Drawing



Ölçü Tablosu / Dimension Chart

MODEL	ØD	R	C	E	ØP	B	H	A	Ağırlık (g) Weight (g)	Adet/Kutu Qty / Box
SPL 04-01	4	G1/8	16	30.7	10	25.6	10	6	19.7	50
SPL 06-01	6	G1/8	17	31.9	12.8	25	12	6	20.5	50
SPL 06-02		G1/4	17	31.9	12.8	28	14	6	30.6	50
SPL 08-01	8	G1/8	18.5	40.8	14.4	27	14	8	32	50
SPL 08-02		G1/4	18.5	40.8	14.4	31	14	8	39.2	50
SPL 08-03		G3/8	18.5	40.8	14.4	34	17	10	48.8	50
SPL 10-02	10	G1/4	21	47.6	17.6	35	17	8	56.2	25
SPL 10-03		G3/8	21	47.6	17.6	38	17	10	65.9	25
SPL 10-04		G1/2	21	47.6	17.6	40	19	12	89.5	25
SPL 12-03	12	G3/8	22	55.5	21	38.9	21	10	83.7	25
SPL 12-04		G1/2	22	55.5	21	41.9	21	12	106.6	25